


| C3591a - BURLEIGH HEADS HOTEL | | C3591a-0002(C).xls | | | |
|---|-----------------|---|--------------------|---|-----|
| ELECTRICAL EQUIPMENT SCHEDULE | | | | | |
| REVISION C - 19 MAY 2026 | | | | | |
| THE LIGHT FITTING SUPPLIER CONTACT DETAILS MAY BE AVAILABLE ON THE EDG WEBSITE VIA THE FOLLOWING LINK www.edg.net.au/Links/Lighting.htm | | | | | |
| TYPE | LAMPS | DESCRIPTION | COLOUR / ACCESSORY | CATALOGUE No | REV |
| S1 | 14W/M 2700K LED | LED STRIP WITHIN A SCREW FIXED EXTRUSION FIXED BEHIND THE TV AS PER THE ARCHITECTURAL DETAIL. PROVIDE THE STRIP WITH REMOTE DALI DIMMABLE POWER SUPPLIES AS REQUIRED LOCATE THE POWER SUPPLIES IN A CONCEALED ACCESSIBLE POSITION NOTED ON THE AS CONSTRUCTED DOCUMENTS. | NATURAL | RAPID LED R2334 2700K PLUS R2380 ALUMINIUM EXTRUSION OPAL DIFFUSER AND POWER SUPPLY & DALI CONTROLLER | C |
| S2 | 10W/M 2700K LED | FLEXIBLE LED ROPE FLEX SCREW FIXED RECESSED ONTO THE CEILING CURTAIN PELMET AS PER THE ARCHITECTURAL DETAIL. PROVIDE THE STRIP WITH REMOTE DALI DIMMABLE POWER SUPPLIES AS REQUIRED LOCATE THE POWER SUPPLIES IN A CONCEALED POSITION NOTED ON THE AS CONSTRUCTED DRAWINGS REFER TO THE ARCHITECTURAL DRAWINGS FOR THE EXTENT. CONFIRM THE BEND DIRECTION ON SITE. | WHITE | RAPID LED R2321 OR R2322 AND DALI DIMMABLE POWER SUPPLY | C |
| S3 | 10W/M 2700K LED | FLEXIBLE LED ROPE FLEX SCREW FIXED RECESSED ONTO THE CEILING PELMET AS PER THE ARCHITECTURAL DETAIL. PROVIDE THE STRIP WITH REMOTE DALI DIMMABLE POWER SUPPLIES AS REQUIRED LOCATE THE POWER SUPPLIES IN A CONCEALED ACCESSIBLE POSITION NOTED ON THE AS CONSTRUCTED DOCUMENTS. REFER TO THE ARCHITECTURAL DRAWINGS FOR THE EXTENT. CONFIRM THE BEND DIRECTION ON SITE. | WHITE | RAPID LED R2321 OR R2322 AND DALI DIMMABLE POWER SUPPLY | C |
| S4 | 10W/M 2700K LED | FLEXIBLE LED ROPE FLEX SCREW FIXED RECESSED ONTO THE CEILING PELMET AS PER THE ARCHITECTURAL DETAIL. PROVIDE THE STRIP WITH REMOTE DALI DIMMABLE POWER SUPPLIES AS REQUIRED LOCATE THE POWER SUPPLIES IN A CONCEALED ACCESSIBLE POSITION NOTED ON THE AS CONSTRUCTED DOCUMENTS. REFER TO THE ARCHITECTURAL DRAWINGS FOR THE EXTENT. CONFIRM THE BEND DIRECTION ON SITE. | WHITE | RAPID LED R2321 OR R2322 AND DALI DIMMABLE POWER SUPPLY | C |
| S5 | 10W/M 2700K LED | FLEXIBLE LED ROPE FLEX SCREW FIXED RECESSED ONTO THE CEILING PELMET AS PER THE ARCHITECTURAL DETAIL. PROVIDE THE STRIP WITH REMOTE DALI DIMMABLE POWER SUPPLIES AS REQUIRED LOCATE THE POWER SUPPLIES IN A CONCEALED ACCESSIBLE POSITION NOTED ON THE AS CONSTRUCTED DOCUMENTS. REFER TO THE ARCHITECTURAL DRAWINGS FOR THE EXTENT. CONFIRM THE BEND DIRECTION ON SITE. | WHITE | RAPID LED R2321 OR R2322 AND DALI DIMMABLE POWER SUPPLY | C |
| S6 | RGB3000K LED | LED RGB WW STRIPS WITHIN A SCREW FIXED EXTRUSION MOUNTED ON THE LEADING EDGE OF THE FACADE AS PER THE ELEVATION AND THE ARCHITECTURAL DETAIL. PROVIDE THE STRIP WITH A DALI RGB CONTROL SYSTEM WITH THE CONTROLLERS AND POWER SUPPLIES IN A CONCEALED ACCESSIBLE POSITION NOTED ON THE AS CONSTRUCTED DOCUMENTS. | BLACK HOUSING | NPA -SF16 RGB 3000K + HOUSING | C |



ELECTRICAL DESIGN GROUP


ELECTRICAL BUILDING SERVICES CONSULTANTS

P.O. Box 15, SHERWOOD Q. 4075

Phone: (07) 3278 4375 Fax: (07) 3716 0222

Web Site: www.edg.net.au Email: brisbane@edg.net.au

| C3591a - BURLEIGH HEADS HOTEL | | C3591a-0002(C).xls | | | |
|---|-----------------------------|--|--------------------|---|-----|
| ELECTRICAL EQUIPMENT SCHEDULE | | | | | |
| REVISION C - 19 MAY 2026 | | | | | |
| THE LIGHT FITTING SUPPLIER CONTACT DETAILS MAY BE AVAILABLE ON THE EDG WEBSITE VIA THE FOLLOWING LINK www.edg.net.au/Links/Lighting.htm | | | | | |
| TYPE | LAMPS | DESCRIPTION | COLOUR / ACCESSORY | CATALOGUE No | REV |
| S7 | 10W/M 2700K LED | FLEXIBLE LED ROPE FLEX SCREW FIXED RECESSED ONTO THE COUNTER PELMET AS PER THE ARCHITECTURAL DETAIL. PROVIDE THE STRIP WITH REMOTE DALI DIMMABLE POWER SUPPLIES AS REQUIRED LOCATE THE POWER SUPPLIES IN A CONCEALED ACCESSIBLE POSITION NOTED ON THE AS CONSTRUCTED DOCUMENTS. | WHITE | RAPID LED R2321 OR R2322 AND DALI DIMMABLE POWER SUPPLY | C |
| S8 | 10W/M 2700K LED | FLEXIBLE LED ROPE FLEX SCREW FIXED ONTO THE JOINERY AS PER THE ARCHITECTURAL DETAIL. PROVIDE THE STRIP WITH REMOTE DALI DIMMABLE POWER SUPPLIES AS REQUIRED LOCATE THE POWER SUPPLIES IN A CONCEALED ACCESSIBLE POSITION NOTED ON THE AS CONSTRUCTED DOCUMENTS. REFER TO THE ELEVATIONS AND THE ARCHITECTURAL DRAWINGS FOR THE EXTENT. CONFIRM THE BEND DIRECTION ON SITE. | WHITE | RAPID LED R2321 OR R2322 AND DALI DIMMABLE POWER SUPPLY | C |
| S9 | 10W/M 2700K LED | FLEXIBLE LED ROPE FLEX SCREW FIXED BEHIND THE MIRROR AS PER THE ARCHITECTURAL DETAIL. PROVIDE THE STRIP WITH REMOTE DALI DIMMABLE POWER SUPPLIES AS REQUIRED LOCATE THE POWER SUPPLIES IN A CONCEALED ACCESSIBLE POSITION NOTED ON THE AS CONSTRUCTED DOCUMENTS. REFER TO THE ELEVATIONS AND THE ARCHITECTURAL DRAWINGS FOR THE EXTENT. CONFIRM THE BEND DIRECTION ON SITE. | WHITE | RAPID LED R2321 OR R2322 AND DALI DIMMABLE POWER SUPPLY | C |
| S10 | 10W/M 2700K LED | FLEXIBLE LED ROPE FLEX SCREW FIXED BEHIND THE MIRROR AS PER THE ARCHITECTURAL DETAIL. PROVIDE THE STRIP WITH REMOTE DALI DIMMABLE POWER SUPPLIES AS REQUIRED LOCATE THE POWER SUPPLIES IN A CONCEALED ACCESSIBLE POSITION NOTED ON THE AS CONSTRUCTED DOCUMENTS. REFER TO THE ELEVATIONS AND THE ARCHITECTURAL DRAWINGS FOR THE EXTENT. CONFIRM THE BEND DIRECTION ON SITE. | WHITE | RAPID LED R2321 OR R2322 AND DALI DIMMABLE POWER SUPPLY | C |
| S11 | 10W/M 2700K LED | FLEXIBLE LED ROPE FLEX SCREW FIXED WITHIN THE GARDEN WALL AS PER THE ARCHITECTURAL DETAIL. PROVIDE THE STRIP WITH REMOTE DALI DIMMABLE POWER SUPPLIES AS REQUIRED LOCATE THE POWER SUPPLIES IN A CONCEALED ACCESSIBLE POSITION NOTED ON THE AS CONSTRUCTED DOCUMENTS. REFER TO THE ELEVATIONS AND THE ARCHITECTURAL DRAWINGS FOR THE EXTENT. CONFIRM THE BEND DIRECTION ON SITE. | WHITE | RAPID LED R2321 OR R2322 AND DALI DIMMABLE POWER SUPPLY | C |
| S12 | 12W/M +/- 10% 3000K 24V LED | STEP TREAD EXTRUSION C/W IP65 LED STRIP AND DIFFUSER REMOTE DALI DIMMABLE DRIVER LOCATED IN A CONCEALED ACCESSIBLE POSITION. ENSURE THE DRIVER IS LOCATED ON THE AS CONSTRUCTED DRAWINGS. | ANODISED SILVER | SUPERLIGHT SL8488-00 + SL8488-12 + 24 V LED STRIP | A |



ELECTRICAL DESIGN GROUP


ELECTRICAL BUILDING SERVICES CONSULTANTS

P.O. Box 15, SHERWOOD Q. 4075

Phone: (07) 3278 4375 Fax: (07) 3716 0222

Web Site: www.edg.net.au Email: brisbane@edg.net.au

| C3591a - BURLEIGH HEADS HOTEL | | C3591a-0002(C).xls | | | |
|---|---|---|--------------------|---|-----|
| ELECTRICAL EQUIPMENT SCHEDULE | | | | | |
| REVISION C - 19 MAY 2026 | | | | | |
| THE LIGHT FITTING SUPPLIER CONTACT DETAILS MAY BE AVAILABLE ON THE EDG WEBSITE VIA THE FOLLOWING LINK www.edg.net.au/Links/Lighting.htm | | | | | |
| TYPE | LAMPS | DESCRIPTION | COLOUR / ACCESSORY | CATALOGUE No | REV |
| S13 | 4W 3000K 24V LED | 385 LONG IP67 LED STRIP RECESSED CENTRALLY INTO THE UNDERSIDE OF THE HAND RAIL C/W REMOTE DALI DIMMABLE DRIVER LOCATED IN A CONCEALED ACCESSIBLE POSITION. ENSURE THE DRIVER IS LOCATED ON THE AS CONSTRUCTED DRAWINGS. | ANODISED SILVER | SUPERLIGHT SL2083-385 | A |
| S14 | NO LONGER REQUIRED | | | | B |
| E | EXISTING LIGHT FITTING TO BE RETAINED AND RESUPPLIED AS INDICATED. WITHIN ONE WEEK OF BEING AWARDED THE CONTRACT CONFIRM THE EXISTING LAMP TYPE AND CONTROL TYPE. | | | | A |
| PD01 | TRAILING EDGE DIMMABLE 240 VOLT 2700K E27 LED 250 LUMENS +/- 10% 15,000 HOUR LIFE LAMP | 600DIA X 700 HIGH DECORATIVE PENDANT. CONFIRM THE SUSPENSION HEIGHT ONSITE WITH THE ARCHITECT | NATURAL RATTAN | LIGHTING COLLECTIVE GC951PL | A |
| PD02 | TRAILING EDGE DIMMABLE 240 VOLT 2700K E27 LED 250 LUMENS +/- 10% 15,000 HOUR LIFE LAMP | 400DIA X 400 HIGH DECORATIVE PENDANT. CONFIRM THE SUSPENSION HEIGHT ONSITE WITH THE ARCHITECT | NATURAL RATTAN | LIGHTING COLLECTIVE EM053P | A |
| PD03 | TRAILING EDGE DIMMABLE 240 VOLT 2700K E27 LED 250 LUMENS +/- 10% 15,000 HOUR LIFE LAMP | 300DIA X 420 HIGH DECORATIVE PENDANT. CONFIRM THE SUSPENSION HEIGHT ONSITE WITH THE ARCHITECT | NATURAL RATTAN | LIGHTING COLLECTIVE EM048P-1 | A |
| PD04 | TRAILING EDGE DIMMABLE 240 VOLT 2700K E27 LED 250 LUMENS +/- 10% 15,000 HOUR LIFE LAMP | 350DIA X 380 HIGH DECORATIVE PENDANT. CONFIRM THE SUSPENSION HEIGHT ONSITE WITH THE ARCHITECT | TIMBER | BEACON LIGHTING 018511 | A |
| TL01E | EXISTING LIGHT FITTING TO BE RETAINED AND RESUPPLIED AS INDICATED. WITHIN ONE WEEK OF BEING AWARDED THE CONTRACT CONFIRM THE EXISTING LAMP TYPE AND CONTROL TYPE. | | | | A |
| WL01 | 5W 2700K TE DIMMABLE LED | DECORATIVE 132 DIA WALL LIGHT C/W INTEGRAL DRIVER MOUNTED AS PER THE ARCHITECTURAL DETAILS | BRUSHED BRASS | NOOK COLLECTIONS LOOP FUSION WALL LIGHT | C |
| WL02 | TRAILING EDGE DIMMABLE 240 VOLT 2700K 3W G9 LED | DECORATIVE 288 DIA WALL LIGHT C/W INTEGRAL DRIVER MOUNTED AS PER THE ARCHITECTURAL DETAILS | BONE | NOOK COLLECTIONS PEARL WALL LIGHT | A |
| WL03 | TRAILING EDGE DIMMABLE 7W 3000K LED | DECORATIVE 125W X 210H X 70DEEP WALL LIGHT C/W INTEGRAL DRIVER MOUNTED AS PER THE ARCHITECTURAL DETAILS | GOLD | ABOUT SPACE DARLA WALL LIGHT | A |



ELECTRICAL DESIGN GROUP


ELECTRICAL BUILDING SERVICES CONSULTANTS

P.O. Box 15, SHERWOOD Q. 4075

Phone: (07) 3278 4375 Fax: (07) 3716 0222

Web Site: www.edg.net.au Email: brisbane@edg.net.au

| C3591a - BURLEIGH HEADS HOTEL | | C3591a-0002(C).xls | | | |
|---|--|---|--|---|-----|
| ELECTRICAL EQUIPMENT SCHEDULE | | | | | |
| REVISION C - 19 MAY 2026 | | | | | |
| THE LIGHT FITTING SUPPLIER CONTACT DETAILS MAY BE AVAILABLE ON THE EDG WEBSITE VIA THE FOLLOWING LINK www.edg.net.au/Links/Lighting.htm | | | | | |
| TYPE | LAMPS | DESCRIPTION | COLOUR / ACCESSORY | CATALOGUE No | REV |
| WL04 | 7W 3000K LED | WALL MOUNTED DOWNLIGHT C/W REMOTE DALI DIMMABLE DRIVER CONFIRM THE MOUNTING HEIGHT ONSITE WITH THE ARCHITECT | BLACK | SUPERLIGHT SL6391 | A |
| RD01 | 12W 3000K LED | RECESSED DOWNLIGHT C/W 24 DEG BEAM REMOTE DALI DIMMABLE DRIVER | WHITE | RAPID R1077-WH-12W-WW-DALI | A |
| RD02 | 12W 3000K LED | RECESSED DOWNLIGHT C/W 24 DEG BEAM REMOTE DALI DIMMABLE DRIVER | BLACK | RAPID R1077-BK-12W-WW-DALI | A |
| RD03 | 13W 3000K LED | RECESSED ADJUSTABLE DOWNLIGHT C/W REMOTE DALI DIMMABLE DRIVER | WHITE | EQUAL TO GAMMA ILLUMINATION KHO 1002-3K-13W | A |
| RD04 | 13W 3000K LED | RECESSED ADJUSTABLE DOWNLIGHT C/W REMOTE DALI DIMMABLE DRIVER | BLACK | EQUAL TO GAMMA ILLUMINATION KHO 1002-3K-13W | A |
| SL01 | 15W 3000K LED | SURFACE MOUNTED 115 DIA X 160 HIGH CAN DOWNLIGHT C/W REMOTE DALI DIMMABLE DRIVER | BRASS | ABOUT SPACE CANNON CEILING BRASS DALI | A |
| GL01 | 8W 3000K LED | GARDEN STAKE FITTING C/W REMOTE DALI DIMMABLE DRIVER MOUNT THE FITTING IN THE GARDEN AS PER THE ARCHITECTURAL DETAIL IT IS ACCEPTABLE TO SUPPLY MULTIPLE GL01 FITTINGS ON THE SAME CHANNEL FROM A SINGLE SUITABLY SIZED DRIVER / POWER SUPPLY | BLACK | GAMMA ILLUMINATION RULO 1373- FL-8W- 3K | C |
| G1 | GAMING BASE KICK LED STRIP LIGHTS TO BE PROVIDED AS PART OF THE GAMING BASE AND CONNECTED BY THE GAMING ELECTRICIAN. | | | | A |
| FS01 | 1W LED AT 500 CENTRES | FESTOON LIGHTS WITH NEW 24V DC IP65 FESTOON LIGHTING TO BE FIXED TO A 316 STAINLESS STEEL WIRE SUPPORT SYSTEM. SUPPLY THE NEW FESTOON LIGHTS VIA REMOTE DALI DIMMABLE DRIVERS IN A CONCEALED ACCESSIBLE POSITIONS NOTED ON THE AS CONSTRUCTED DOCUMENTS. CONFIRM THE LENGTH AND POSITION ON SITE ENSURE THE FESTOON LIGHTS ARE LOWER THAN THE ADJACENT CEILING FANS | BLACK CABLE AND FIXINGS 316 STAINLESS STEEL SUPPORT AND FIXINGS | FIRE FLY FFC-LS-50-24VE27-BK | A |
| E1 | LED | EMERGENCY LIGHT: RECESSED NON-MAINTAINED EMERGENCY LIGHT. AS2293 CLASSIFICATION C0-D40 - C90-D40. | WHITE | CLEVERTRONICS LLIFE | A |



ELECTRICAL DESIGN GROUP


ELECTRICAL BUILDING SERVICES CONSULTANTS

P.O. Box 15, SHERWOOD Q. 4075

Phone: (07) 3278 4375 Fax: (07) 3716 0222

Web Site: www.edg.net.au Email: brisbane@edg.net.au

| C3591a - BURLEIGH HEADS HOTEL | | C3591a-0002(C).xls | | | |
|---|---|--|----------------------------------|--------------------------------|-----|
| ELECTRICAL EQUIPMENT SCHEDULE | | | | | |
| REVISION C - 19 MAY 2026 | | | | | |
| THE LIGHT FITTING SUPPLIER CONTACT DETAILS MAY BE AVAILABLE ON THE EDG WEBSITE VIA THE FOLLOWING LINK www.edg.net.au/Links/Lighting.htm | | | | | |
| TYPE | LAMPS | DESCRIPTION | COLOUR / ACCESSORY | CATALOGUE No | REV |
| E2 | LED | EMERGENCY LIGHT: SURFACE MOUNTED NON-MAINTAINED EMERGENCY LIGHT. AS2293 CLASSIFICATION C0-D40 - C90-D40. | BLACK | CLEVERTRONICS LLIFEBLK | A |
| E3 | LED | EXIT LIGHT: MAINTAINED 24M VIEWING DISTANCE EXIT LIGHT C/W DIFFUSERS & DIRECTIONAL ARROWS AS SHOWN. CEILING SURFACE MOUNT OR WALL MOUNT BETWEEN 2100mm & 2700mm AFFL IF THERE IS NO VERTICAL SURFACE TO MOUNT THE FITTING ON WITHIN THIS RANGE CONFIRM THE MOUNTING HEIGHT WITH THE ENGINEER. AS2293 CLASSIFICATION C0-D1.25- C90-D2 | WHITE | CLEVERTRONICS LUBPRO-SM | A |
| EX | LED | EXIT LIGHT: MAINTAINED 24M VIEWING DISTANCE EXIT LIGHT C/W DIFFUSERS & DIRECTIONAL ARROWS AS SHOWN. CEILING SURFACE MOUNT OR WALL MOUNT BETWEEN 2100mm & 2700mm AFFL IF THERE IS NO VERTICAL SURFACE TO MOUNT THE FITTING ON WITHIN THIS RANGE CONFIRM THE MOUNTING HEIGHT WITH THE ENGINEER. AS2293 CLASSIFICATION C0-D1.25- C90-D2 | BLACK | CLEVERTRONICS LUBPRO-SM | A |
| RGB MASTER CONTROLLER (MC) | | NO LONGER REQUIRED | | | C |
| RGB SLAVE CONTROLLER (SC) | | NO LONGER REQUIRED | | | C |
| HR01 | NEW HEATER AND ASSOCIATED CONTROL TO BE PROVIDED TO MATCH THE EXISTING ADJACENT HEATER. | | | | A |
| HRE | EXISTING HEATER AND ITS ASSOCIATED CONTROL TO BE RETAINED AND RECIRCUITS AS INDICATED. | | | | A |
| HL1 | PENDANT HEAT LAMP C/W IR LAMP SUSPENDED AS PER THE ARCHITECTURAL DETAIL. | | smooth WHITE | HATCO DL-500(L) | B |
| ONE-WAY LIGHT SWITCH | | ONE-WAY LIGHT SWITCH C/W CIRCUIT IDENTIFICATION ON THE FACEPLATE BEHIND THE SURROUND MOUNTED AT 1000mm AFFL UNLESS NOTED OTHERWISE. | WHITE UNLESS NOTED AS BLACK (BK) | CLIPSAL C2000 SERIES FACEPLATE | B |
| CHANNEL x | | CONTROL CHANNEL WITH A NUMERICAL REFERENCE. REFER TO THE POWER AND LIGHTING CONTROL SCHEMATIC / SCHEDULE | | | A |
| LIGHTING CONTROL SWITCH PANEL (SPx) | | 6-BUTTON PROGRAMMABLE SWITCH PANEL C/W CENTRAL LCD DISPLAY MOUNTED AT 1000mm AFFL UNLESS NOTED OTHERWISE. | ALUMINIUM | DYNALITE ANTUMBRA DISPLAY | A |
| SINGLE POWER OUTLET | | SINGLE POWER OUTLET C/W CIRCUIT IDENTIFICATION ON THE FACEPLATE BEHIND THE SURROUND MOUNT AT 300mm AFFL U.N.O. RATING 10A U.N.O. | WHITE UNLESS NOTED AS BLACK (BK) | CLIPSAL C2000 SERIES | A |



ELECTRICAL DESIGN GROUP


ELECTRICAL BUILDING SERVICES CONSULTANTS

P.O. Box 15, SHERWOOD Q. 4075

Phone: (07) 3278 4375 Fax: (07) 3716 0222

Web Site: www.edg.net.au Email: brisbane@edg.net.au

| C3591a - BURLEIGH HEADS HOTEL | | C3591a-0002(C).xls | | | |
|---|-------|---|----------------------------------|----------------------|-----|
| ELECTRICAL EQUIPMENT SCHEDULE | | | | | |
| REVISION C - 19 MAY 2026 | | | | | |
| THE LIGHT FITTING SUPPLIER CONTACT DETAILS MAY BE AVAILABLE ON THE EDG WEBSITE VIA THE FOLLOWING LINK www.edg.net.au/Links/Lighting.htm | | | | | |
| TYPE | LAMPS | DESCRIPTION | COLOUR / ACCESSORY | CATALOGUE No | REV |
| AUTO DOOR SINGLE POWER OUTLET (AD) | | SINGLE POWER OUTLET C/W CIRCUIT IDENTIFICATION LOCATED CONCEALED WITHIN THE AUTO DOOR HEAD MULLION RATING 10A U.N.O. | WHITE | CLIPSAL C2000 SERIES | A |
| DOUBLE POWER OUTLET | | DOUBLE POWER OUTLET C/W CIRCUIT IDENTIFICATION ON THE FACEPLATE BEHIND THE SURROUND MOUNT AT 300mm AFFL U.N.O. RATING 10A U.N.O. | WHITE UNLESS NOTED AS BLACK (BK) | CLIPSAL C2000 SERIES | A |
| GAMING TAB OUTLET | | GAMING / TAB OUTLETS PROVIDED BY THE GAMING ELECTRICIAN. REFER TO THE NOTES FOR ADDITIONAL DETAILS ON THE SCOPE. | | | A |
| SIGN / UMBRELLA CONNECTION | | COORDINATE THE LOCATION AND CONNECTION WITH THE SIGN CONTRACTOR / UMBRELLA SUPPLIER ENSURING THE CONNECTION ARE PROVIDED WITH APPROPRIATE WEATHER PROTECTION AND ARE CONCEALED FROM VIEW. | | | A |
| SINGLE-PHASE ISOLATOR | | SINGLE-PHASE WEATHERPROOF ISOLATOR. MOUNT AT 1350mm AFFL U.N.O. RATING 20A U.N.O. CONNECT TO EQUIPMENT VIA FLEXIBLE CONDUIT. | - | CLIPSAL WHT20 | A |
| THREE-PHASE ISOLATOR | | THREE-PHASE WEATHERPROOF ISOLATOR. MOUNT AT 1350mm AFFL U.N.O. RATING 20A U.N.O. CONNECT TO EQUIPMENT VIA FLEXIBLE CONDUIT. | - | CLIPSAL WHT35 | A |
| DB-L | | IN THE SPACE CREATED BY THE REMOVAL OF DB-CBUS AND THE ASSOCIATED CBUS CONTROLLERS PROVIDE A NEW DISTRIBUTION BOARD DB-L AS PER THE DB-L SCHEDULE AND NOTES. RECONNECT THE EXISTING DB-CBUS SUB MAIN TO DB-L AND UPDATE THE SOURCE LABEL ACCORDINGLY. | | | A |
| DB-CBUS | | EXISTING DISTRIBUTION BOARD DB-CBUS AND THE ASSOCIATED CBUS CONTROLLERS TO BE REMOVED. | | | A |
| DB-G | | EXISTING GAMING DISTRIBUTION BOARD DB-G TO BE UPGRADED AS NECESSARY BY THE GAMING ELECTRICIAN. | | | A |
| DB-1 | | EXISTING DISTRIBUTION BOARD DB-1 TO REMAIN AND BE PROVIDED WITH THE ADDITIONAL CIRCUITS AS PER THE DB-1 SCHEDULE. REMOVE ALL EXISTING CIRCUITS MADE REDUNDANT BY THE WORKS. UPDATE THE SCHEDULE AT PRACTICAL COMPLETION. | | | A |
| DB-2 | | EXISTING DISTRIBUTION BOARD DB-2 TO REMAIN AND BE PROVIDED WITH THE ADDITIONAL CIRCUITS AS PER THE DB-2 SCHEDULE. REMOVE ALL EXISTING CIRCUITS MADE REDUNDANT BY THE WORKS. UPDATE THE SCHEDULE AT PRACTICAL COMPLETION. | | | A |
| DB-3 | | EXISTING DISTRIBUTION BOARD DB-3 TO REMAIN AS IS. | | | A |
| MSB | | EXISTING HOTEL MAIN SWITCHBOARD TO REMAIN AS IS | | | A |
| SMOKE DETECTOR | | SURFACE MOUNT SMOKE DETECTOR COMPATIBLE WITH HE EXISTING FIRE DETECTION SYSTEM WHITE UNLESS DENOTED AS (BK)THEN THE DETECTOR IS TO BE BLACK. | | | A |



ELECTRICAL DESIGN GROUP

ELECTRICAL BUILDING SERVICES CONSULTANTS

P.O. Box 15, SHERWOOD Q. 4075

Phone: (07) 3278 4375 Fax: (07) 3716 0222

Web Site: www.edg.net.au Email: brisbane@edg.net.au

| C3591a - BURLEIGH HEADS HOTEL | | | | | C3591a-0002(C).xls |
|---|-------|--|--------------------|--------------|---------------------------|
| ELECTRICAL EQUIPMENT SCHEDULE | | | | | |
| REVISION C - 19 MAY 2026 | | | | | |
| THE LIGHT FITTING SUPPLIER CONTACT DETAILS MAY BE AVAILABLE ON THE EDG WEBSITE VIA THE FOLLOWING LINK www.edg.net.au/Links/Lighting.htm | | | | | |
| TYPE | LAMPS | DESCRIPTION | COLOUR / ACCESSORY | CATALOGUE No | REV |
| FIRE EVACUATION SPEAKER | | CEILING RECESSED 5W FIRE ALARM SPEAKER C/W 100V MULTI-TAP TRANSFORMER AND FLUSH GRILLE WHITE UNLESS DENOTED AS (BK) THEN THE GRILLE IS TO BE BLACK. | | | A |
| AUTO DOOR INTERFACE | | INTERFACE THE FIRE ALARM SYSTEM INTO THE AUTO DOOR TO UNLOCK UPON ALARM | | | A |